
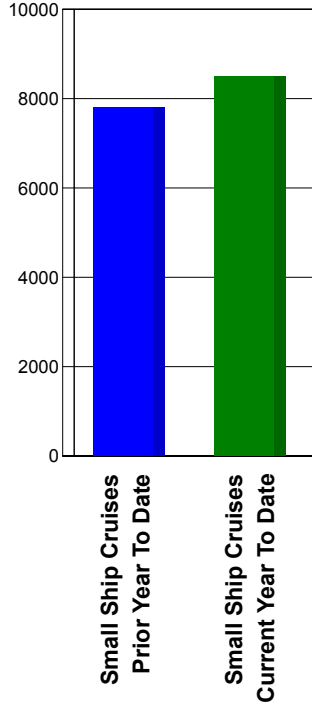
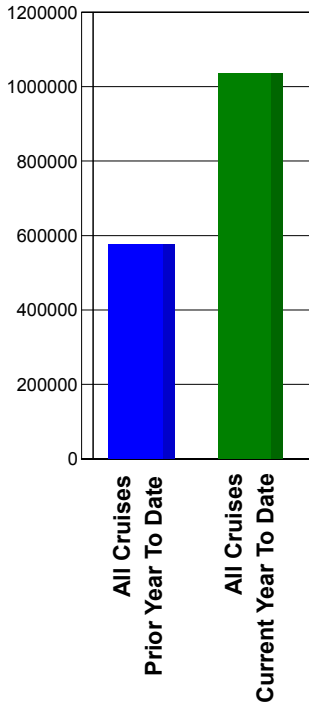


Small Ship Cruises Pacing Dashboard



Current Year vs. Prior Year - ResCard Departures During Entire Year Booked As Of 11/12 Each Year.

All Cruises Prior Year To Date	All Cruises Current Year To Date	Small Ship Cruises Prior Year To Date	Small Ship Cruises Current Year To Date	American Cruise Lines Prior Year To Date	American Cruise Lines Current Year To Date	American Queen Steamboat Company Prior Year To Date	American Queen Steamboat Company Current Year To Date	American Safari Cruises Prior Year To Date	American Safari Cruises Current Year To Date	Blount Small Ship Adventures Prior Year To Date	Blount Small Ship Adventures Current Year To Date	Clipper Cruise Lines Prior Year To Date	Clipper Cruise Lines Current Year To Date
576,128	1,035,797	7,800	8,500	0	0	0	0	0	0	0	0	0	0
				Compagnie Du Ponant Cruises Prior Year To Date	Compagnie Du Ponant Cruises Current Year To Date	Encore Cruises Prior Year To Date	Encore Cruises Current Year To Date	Hurtigruten Cruises Prior Year To Date	Hurtigruten Cruises Current Year To Date	Lindblad Expeditions Prior Year To Date	Lindblad Expeditions Current Year To Date	Majestic America Line Prior Year To Date	Majestic America Line Current Year To Date
				0	0	0	0	0	0	0	0	0	0
				SeaDream Yacht Club Prior Year To Date	SeaDream Yacht Club Current Year To Date	Star Clippers Cruises Prior Year To Date	Star Clippers Cruises Current Year To Date	Variety Cruises Prior Year To Date	Variety Cruises Current Year To Date	Voyages Of Discovery Cruises Prior Year To Date	Voyages Of Discovery Cruises Current Year To Date	Voyages To Antiquity Prior Year To Date	Voyages To Antiquity Current Year To Date
				0	0	0	0	0	0	0	0	0	0
								Windstar Cruises Prior Year To Date	Windstar Cruises Current Year To Date				
								7,800	8,500				