

Executive Summary

Group: (ABC)

From To

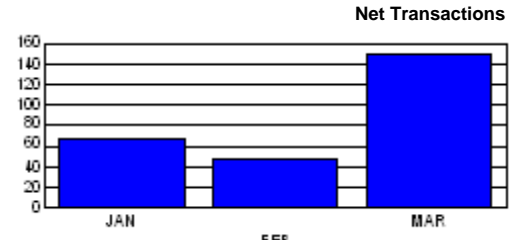
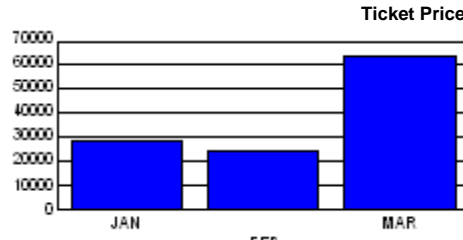
Period 1 1/1/01 3/31/01

Period 2 1/1/02 3/31/02

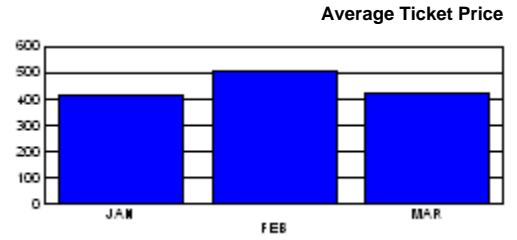
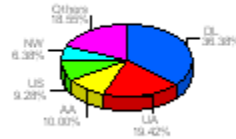
Air

Analysis	Period 1	Period 2
Ticket Price	127,542.73	120,616.63
Less Refunds	-4,102.18	-4,604.10
Total Tickets	123,440.55	116,012.53
# of Tickets	308	272
# of Refunds	-9	-6
Total Trans	299	266
Average Sale	414.10	443.44
Average Refund	-455.80	-767.35
Average Ticket	412.84	436.14

Segments	Period 1	Period 2
XXX / XXX	58	20
New York / Columbia	0	17
Columbia / New York	0	17
Houston / Chicago	12	15
Chicago / Houston	9	14
Others	547	607



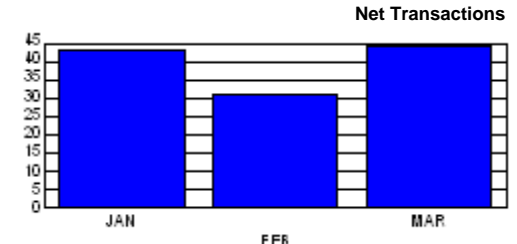
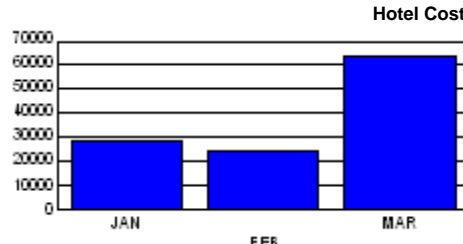
Segments by Carrier



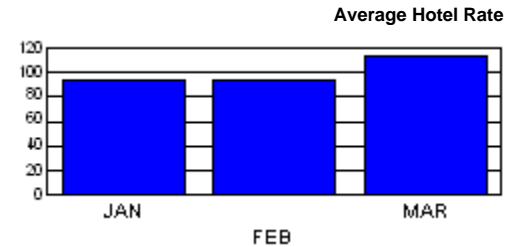
Hotel

Analysis	Period 1	Period 2
Hotel Cost	16,287.75	26,262.84
Cancellations	0.00	0.00
Total Cost	16,287.75	26,262.84
Reservations	122	118
Cancellations	0	0
Total Reserved	122	118
Ave/Day/Night	67.03	101.01
Average #Days	1.99	2.20
Total Days/Nights	243	260

Top 5 Hot	Period 2
HX HAMPTON INNS	6,184.00
HI HOLIDAY INN	6,063.63
SI SHERATON HOTELS	3,808.00
HH HILTON HOTELS	3,355.00
BR RENAISSANCE HOTELS	3,258.00
Others	3,594.21



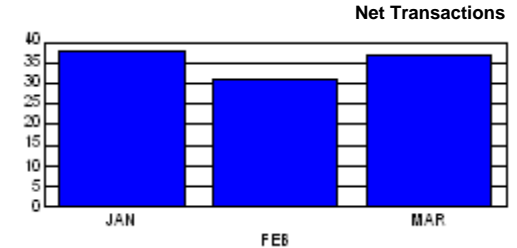
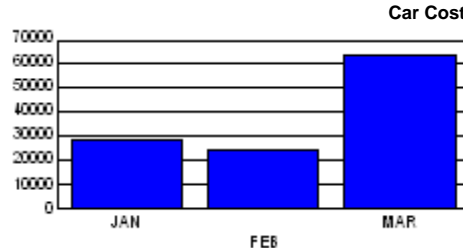
Total Fare by Chain



Car

Analysis	Period 1	Period 2
Car Cost	16,542.79	13,795.96
Cancellations	0.00	0.00
Total Cost	16,542.79	13,795.96
Reservations	162	106
Cancellations	0	0
Total Reserved	162	106
Ave/Day/Night	44.83	38.54
Average #Days	2.28	3.38
Total Days/Nights	369	358

Top 5 Car	Period 2
ZE HERTZ RENT A CAR	7,539.63
ZD BUDGET RENT A CAR	2,891.96
AL ALAMO RENT A CAR	1,405.95
ZI AVIS RENT A CAR	1,103.77
ZL NATIONAL CAR RENTAL	706.89
Others	147.76



Total Fare by Chain

