

Executive Summary

ABC Corporation

From To

Period 1 1/1/00 12/31/00

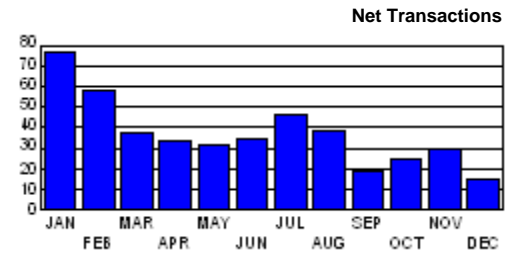
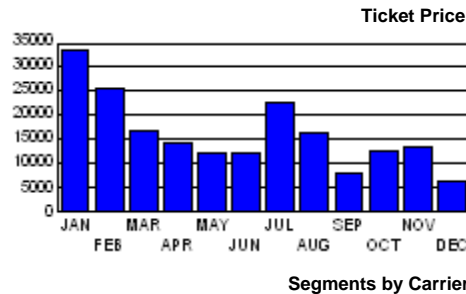
Period 2 1/1/01 12/31/01

Air

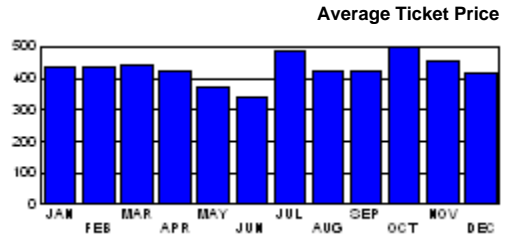
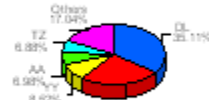
Analysis	Period 1	Period 2
Ticket Price	328,255.75	209,474.57
Less Refunds	-9,424.30	-15,589.29
Total Tickets	318,831.45	193,885.28
# of Tickets	649	485
# of Refunds	-20	-37
Total Trans	629	448
Average Sale	505.79	431.91
Average Refund	-471.22	-421.33
Average Ticket	506.89	432.78

Segments

XXX / XXX	29	83
Chicago / Fort Myers	16	34
Fort Myers / Chicago	18	33
Montgomery / Atlanta	32	29
Atlanta / Montgomery	31	29
Others	1,331	766



Segments by Carrier

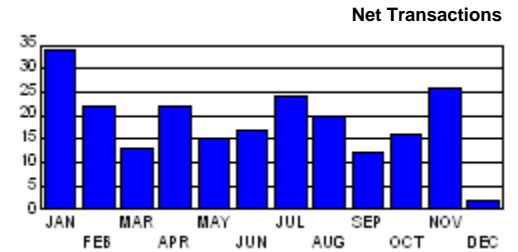
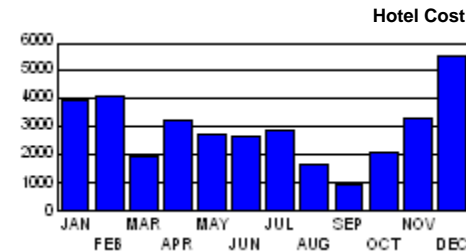


Hotel

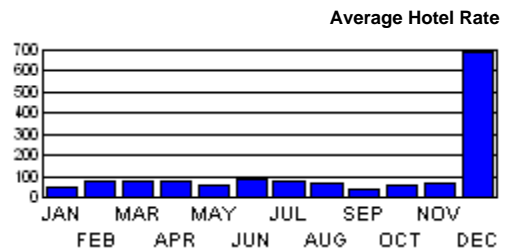
Analysis	Period 1	Period 2
Hotel Cost	54,348.22	35,039.63
Cancellations	0.00	0.00
Total Cost	54,348.22	35,039.63
Reservations	360	223
Cancellations	0	0
Total Reserved	360	223
Ave/Day/Night	37.15	78.39
Average #Days	4.06	2.00
Total Days/Nights	1,463	447

Top 5 Hotels

HX HAMPTON INNS	11,172.50
HH HILTON HOTELS	7,586.40
PH PREFERRED HOTELS	5,136.00
CY COURTYARD BY MARRIOTT	3,470.00
RD RADISSON HOTELS AND RESORT	1,060.58
Others	6,614.15



Total Fare by Chain

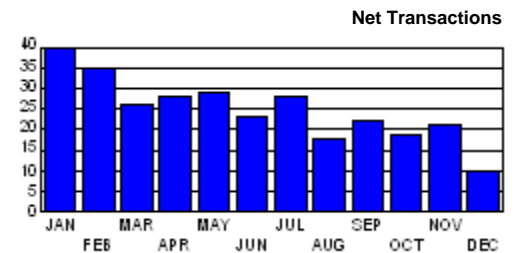
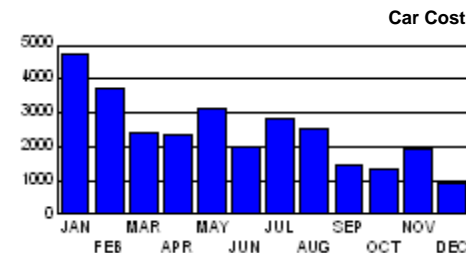


Car

Analysis	Period 1	Period 2
Car Cost	38,174.46	29,330.70
Cancellations	0.00	0.00
Total Cost	38,174.46	29,330.70
Reservations	378	299
Cancellations	0	0
Total Reserved	378	299
Ave/Day/Night	37.61	45.90
Average #Days	2.69	2.14
Total Days/Nights	1,015	639

Top 5 Cars

ZE HERTZ RENT A CAR	24,077.78
ZD BUDGET RENT A CAR	2,772.18
ZI AVIS RENT A CAR	1,557.12
ET ENTERPRISE RENT A CAR	487.75
AL ALAMO RENT A CAR	213.98
Others	221.89



Total Fare by Chain

